

SUMMARY



Image is for illustrative purpose only

Wires

Low	7
High	0
Coax	0
Triax	0
Quad	0
Fiber	0
Fluidic	0

Download

[Request a quote](#)

[Catalog](#)

Series	1M
Termination type	Female crimp
IP rating	50
Cable Ø	0.00 - 0.00 mm
Matching parts	FMN.1M.307.XLC
Status	
Alternative part	

TECHNICAL DETAILS

Mechanics

Shell Style/Model	EC*: Fixed receptacle with two nuts
Keying	3 keys (beta=165, gamma=30, plug: male contacts, receptacle: female contacts)
Housing Material	Environment friendly aluminium (nickel plated, anthracite color) shell and nut, other pieces bronze/brass
Cable Fixing	∅ 0 - 0 mm
Variant	

Performance

Configuration	1M.307 : 7 Low Voltage
Insulator	
Rated Current	7.0 Amps

Specifications

Contact Type: Crimp
Max. Matings: 5000
Contact Retention: 22 N
Contact Dia.: 0.7 mm (0.028in)
Bucket Dia.: 0.8 mm (0.031in)

Min. Conductor: 0.14 mm² (AWG 26)
 Max. Conductor: 0.34 mm² (AWG 22)
 R (max): 6.1 mOhm
 Test voltage (kV rms) Contact-contact: 1.45
 Test voltage (kV rms) Contact-shell: 1.2

Others

Humidity (max): ≤95% [at 60 deg C / 140 F]
 Vibration: 15 g [10 Hz - 2000 Hz]
 Shock Resistance: 100 g [6 ms]
 Operating temperature: -55°C / +200°C
 Climatical Category: 15/200/21 (Al. shell)
 Lighting strike EIA 364-75 10K amps - 6 times
 EMI Shielding EIA 364-66A - 1Ghz-80 dB, 3GHz-70 dB, 6GHz- 58dB
 IP Rating: 50

DRAWINGS

Draws



Dimensions

	A	B	C	E	G	Lr	Ls	P	S1	S2	S3	e
mm.	18	5.95	19.2	5	16.8	18.3	18.3	5.3	12.5	16	17	M14x1.00
in.	0,71	0,23	0,76	0,20	0,66	0,72	0,72	0,21	0,49	0,63	0,67	















RECOMMENDED BY LEMO

Tools

Crimp Tool: DPC.91.701.V
 Crimp settings: AWG/Selector = 22-24-26/6-5-5

Positionner: DCE.91.070.3MVM
 Extractor: DCF.93.070.4LT
 Replacement contact: EGN.0M.655.ZZM
 Spanner wrench: DCM.65.000.4PA

Cables

CMN.07.S34.027JGC			
CMN.07.T22.055PGCE	PVC	GREY	
CMN.07.T22.055PGZE		Grey	
CMN.07.T22.055PNCE	PVC	Black	
CMN.07.T22.055PNZE			
CMN.07.T26.037QGZE	TPR (medical)	Grey	
CMN.07.T28.044PGCE	PVC	GREY	
CMN.07.T28.044PGZE		Grey	
CMN.07.T28.044PNCE	PVC	Black	
CMN.07.T28.044PNZE			
007 041	PVC	Grey	
007 050	PVC	Black	
070 140	PVC	Grey	
270 250	PVC	Grey	
717 920	PVC	Grey	
CTR.75.030.121875G	PVC	Grey	